


ACCREDITATION STATISTICS



PART A 2004-2005 CYCLE DATA

1 Evaluations Conducted (Number of Programs)

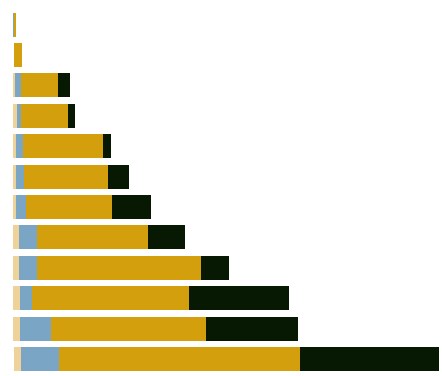

	ASAC	CAC	EAC	TAC	Total
GR	1	7	2	11	21
IR	1	12			13
IV	1	10	2		13
SC	1	0		20	21



2 Programs Visited by Curricular Area

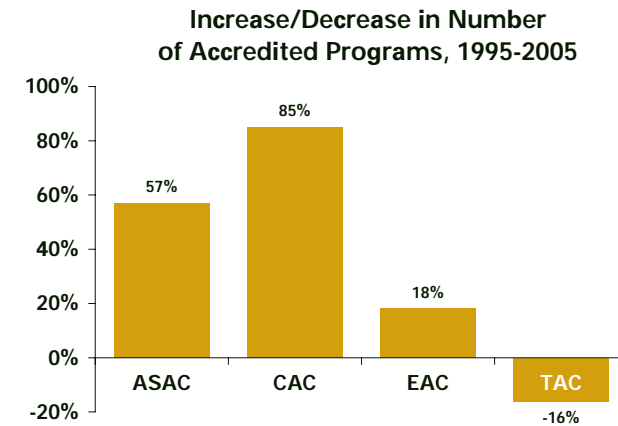


	ASAC		CAC		EAC		TAC		All	
	#	%	#	%	#	%	#	%	#	%
NGR	1	4.8	7	29.2	2	8.0	11	44.0	21	86.0
IR	1	4.8	12	48.0	0	0.0	0	0.0	13	51.2
IV	1	4.8	0	0.0	0	0.0	0	0.0	1	3.8
SC	1	4.8	0	0.0	0	0.0	20	80.0	21	81.2
IV	1	4.8	0	0.0	0	0.0	0	0.0	1	3.8



ACCREDITATION STATISTICS

PART B ACCREDITATION TREND DATA



2 Actions for General Reviews, 1995-2005* [Percentages]

	ASAC					CAC*				
	NGR	IR	IV	SC	NA	NGR	IR	IV	SC	NA
1	0%	10%	0%	0%	0%	2%	0%	21%	%	0%
1	2%	1%	0%	0%	0%	%	0%	2%	0%	0%
1	2%	2%	0%	0%	0%	%	2%	1%	0%	%
1	0%	0%	10%	%	%	%	2%	1%	0%	0%
1	0%	2%	2%	0%	0%	0%	2%	20%	1%	0%
2000	1%	%	0%	0%	0%	%	2%	11%	%	%
2001	%	%	0%	0%	0%	1%	2%	2%	2%	%
2002	%	1%	0%	0%	0%	%	2%	1%	%	%
200	0%	0%	20%	0%	0%	2%	10%	1%	10%	%
200	0%	0%	%	0%	0%	0%	0%	%	%	%
200	%	1%	2%	0%	0%	0%	%	10%	2%	2%

	EAC					TAC				
	NGR	IR	IV	SC	NA	NGR	IR	IV	SC	NA
1	%	12%	11%	2%	1%	%	%	1%	%	1%
1	0%	11%	%	1%	2%	%	%	%	10%	%
1	0%	10%	%	2%	1%	%	%	21%	1%	1%
1	%	12%	%	%	1%	%	2%	2%	%	%
1	%	11%	%	%	1%	%	%	%	0%	0%
2000	%	22%	11%	1%	1%	%	%	12%	1%	0%
2001	2%	1%	1%	1%	1%	1%	%	%	0%	0%
2002	%	21%	11%	1%	0%	2%	2%	%	0%	0%
200	%	1%	%	1%	0%	2%	%	0%	1%	0%
200	1%	20%	%	1%	1%	2%	%	%	0%	0%
200	2%	22%	%	1%	0%	%	2%	10%	0%	1%

* / s s s s, 1 -2001 (), (), (), ,