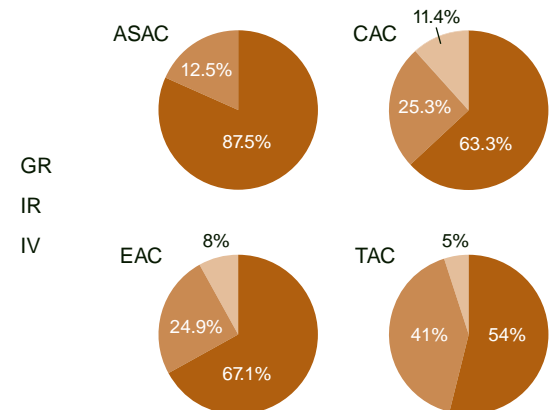


# ACCREDITATION STATISTICS

## PART A 2003-2004 CYCLE DATA

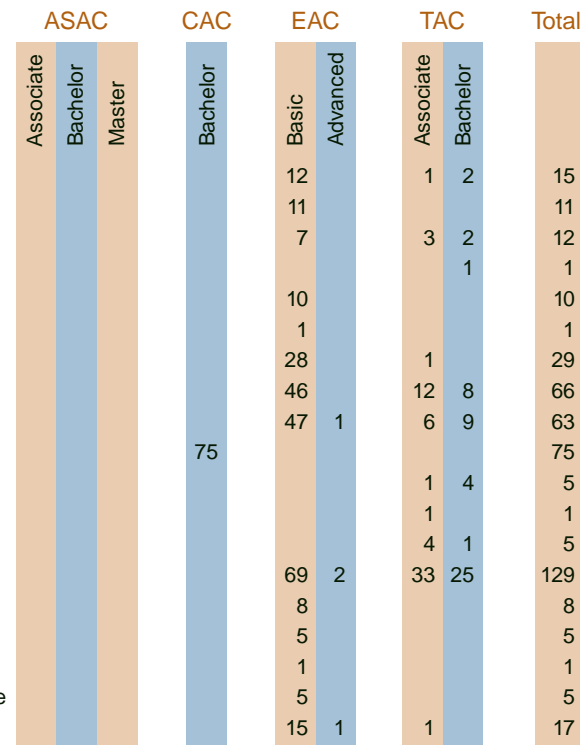
**Table 1  
Evaluations Conducted  
(Number of Programs)**

	ASAC	CAC	EAC	TAC	Total
General Reviews	14	50	253	87	404
Interim Reports	2	20	94	66	182
Interim Visits	0	9	30	8	47
<b>Total</b>	<b>16</b>	<b>79</b>	<b>377</b>	<b>161</b>	<b>633</b>




**Table 2  
Programs Visited  
by Curricular Area**

Curricular Area	ASAC	CAC	EAC	TAC	Total
Aerospace			12	1 2	15
Agricultural			11		11
Architectural			7	3 2	12
Automotive				1	1
Bioengineering			10		10
Ceramic			1		1
Chemical			28	1	29
Civil			46	12 8	66
Computer			47	6 9	63
Computer Science		75			75
Construction				1 4	5
Drafting and Design (General)				1	1
Drafting and Design (Mechanical)				4 1	5
Electrical			69	2	33 25
Engineering			8		8
Engineering Management			5		5
Engineering Mechanics			1		1
Engineering Physics/Engineering Science			5		5
Environmental			15	1	1



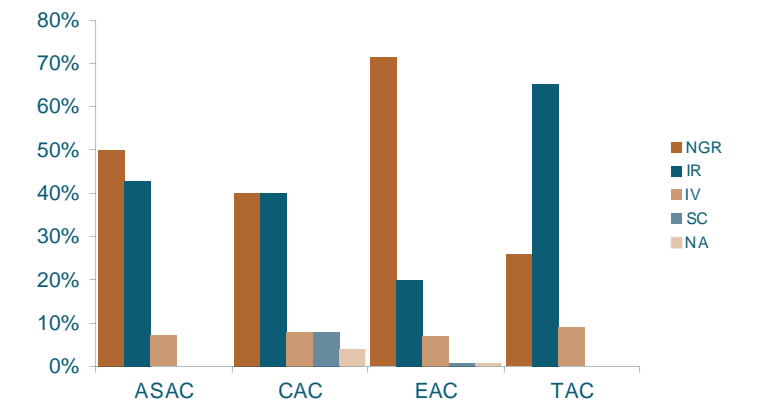
Curricular Area	ASAC	CAC	EAC	TAC	Total
Geological			5		5
Health Physics				1	1
Industrial			20	1 2	23
Industrial Hygiene					



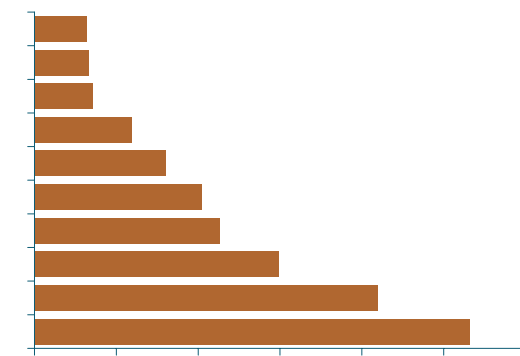
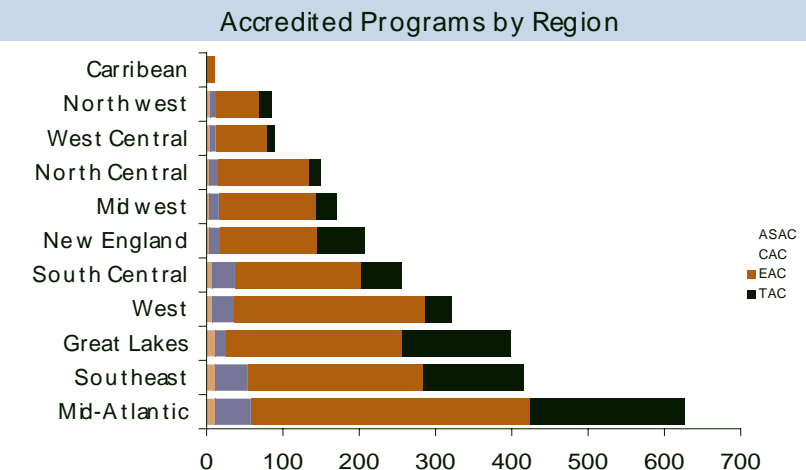
**Table 3  
Actions for General Reviews**

	ASAC		CAC		EAC		TAC		All	
	#	%	#	%	#	%	#	%	#	%
NGR	7	50.0	20	40.0	182	71.3	23	25.9	232	56.9
IR	6	42.9	20	40.0	51	20.0	58	65.2	135	33.1
IV	1	7.1	4	8.0	18	7.1	8	9.0	31	7.6
SC	0	0.0	4	8.0	2	0.8	0	0.0	6	1.5
NA	0	0.0	2	4.0	2	0.8	0	0.0	4	1.0

**Actions for General Reviews, 2003-2004**



Accredited Programs by Region



	ASAC					CAC*				
	NGR	IR	IV	SC	NA	NGR	IR	IV	SC	NA
1994	40%	20%	40%	0%	0%	48%	0%	41%	4%	7%
1995	30%	10%	60%	0%	0%	72%	0%	21%	8%	0%
1996	25%	31%	44%	0%	0%	68%	0%	32%	0%	0%
1997	29%	29%	43%	0%	0%	48%	32%	16%	0%	3%
1998	40%	40%	10%	5%	5%	46%	23%	31%	0%	0%
1999	50%	25%	25%	0%	0%	40%	26%	20%	14%	0%
2000	17%	83%	0%	0%	0%	46%	29%	11%	7%	7%
2001	43%	57%	0%	0%	0%	41%	27%	24%	2%	5%
2002	86%	14%	0%	0%	0%	49%	27%	16%	5%	3%
2003	80%	0%	20%	0%	0%	62%	10%	14%	10%	3%
2004	50%	43%	7%	0%	0%	40%	40%	8%	8%	4%

	EAC					TAC				
	NGR	IR	IV	SC	NA	NGR	IR	IV	SC	NA
1994	70%	12%	16%	2%	0%	37%	39%	23%	0%	1%
1995	75%	12%	11%	2%	1%	39%	39%	19%	3%	1%
1996	80%	11%	7%	1%	2%	38%	38%	9%	10%	5%
1997	80%	10%	7%	2%	1%	44%	33%	21%	1%	1%
1998	77%	12%	9%	3%	1%	35%	28%	29%	7%	3%
1999	78%	11%	8%	3%	1%	59%	34%	6%	0%	0%
2000	66%	22%	11%	1%	1%	49%	38%	12%	1%	0%
2001	72%	13%	14%	1%	1%	31%	38%	5%	0%	0%
2002	68%	21%	11%	1%	0%	42%	52%	7%	0%	0%
2003	77%	17%	5%	1%	0%	52%	47%	0%	1%	0%
2004	71%	20%	7%	1%	1%	26%	65%	9%	0%	0%