

ACCREDITATION STATISTICS

PART A 2002-2003 CYCLE DATA

Table 1
Evaluations Conducted
(Number of Programs)

	ASAC	CAC	EAC	TAC	Total
General Reviews	11	47	328	137	523
Interim Reports	4	18	40	85	147
Interim Visits	0	7	45	8	60
Total	15	72	413	230	730

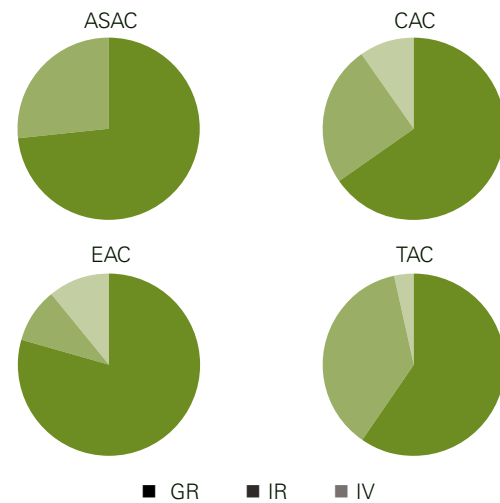


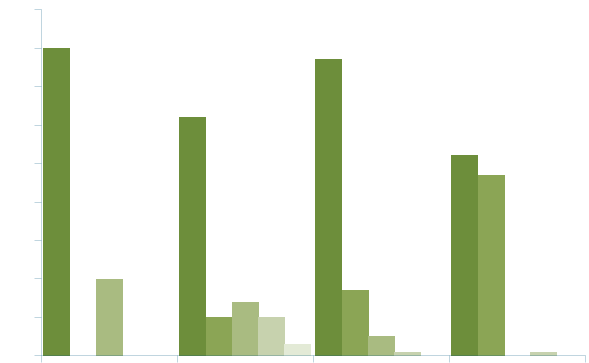
Table 2
Programs Visited
by Curricular Area



	ASAC		CAC	EAC		TAC		Total
	Bachelor	Master	Bachelor	Basic	Advanced	Associate	Bachelor	
Aerospace				11				11
Agricultural				4				4
Air Conditioning						1		1
Architectural				4		3	2	9
Bioengineering				8				8
Ceramic				3				3
Chemical				31				31
Civil				48		13	4	65
Computer				44		6	8	58
Computer Science					49			49
Construction				1		4	4	9
Drafting and Design (General)						3	1	4
Drafting and Design (Mechanical)						2		2
Electrical				69		22	22	113
Electromechanical				1		1	1	2
Engineering				6		1	3	10
Engineering Management				2				2
Engineering Mechanics				1				1
Engineering Physics/Engineering Science				4				4
Environmental				14	2			17
Forest				1				1

	ASAC		CAC	EAC		TAC		Total
	Bachelor	Master	Bachelor	Basic	Advanced	Associate	Bachelor	
Geological				1				1
Health Physics	2	2						4
Industrial					20	1	3	24
Industrial Hygiene	2	3						5
Information Systems			5					5
Instrumentation				9		2	1	3
Manufacturing				11			5	14
Materials				63		14	13	90
Mechanical				2				2
Metallurgical				3				3
Mining				2				2
Naval Architecture and Marine				4			1	3
Nuclear				1	1			2
Ocean				5		2	2	9
Others				2				2
Petroleum				4				4
Safety	1							1
Software				4				4
Surveying	1			1		1	1	4
Telecommunications						2	2	4
Grand Total	6	5	54	379	3	79	73	599

Table 3
Actions for General Reviews

	ASAC		CAC		EAC		TAC		All	
	#	%	#	%	#	%	#	%	#	%
NGR	4	80.0	18	62.1	216	76.9	57	52.3	295	69.6
IR	0	0.0	3	10.3	48	17.1	51	46.8	102	24.1
IV	1	20.0	4	13.8	14	5.0	0	0.0	19	4.5
SC	0	0.0	3	10.3	3	1.1	1	0.9	7	1.7
NA	0	0.0	1	3.4	0	0.0	0	0.0	1	0.2





	ASAC					CAC*				
	NGR	IR	IV	SC	NA	NGR	IR	IV	SC	NA
1993	78%	6%	17%	0%	0%	51%	0%	37%	6%	6%
1994	40%	20%	40%	0%	0%	48%	0%	41%	4%	7%
1995	30%	10%	60%	0%	0%	72%	0%	21%	8%	0%
1996	25%	31%	44%	0%	0%	68%	0%	32%	0%	0%
1997	29%	29%	43%	0%	0%	48%	32%	16%	0%	3%
1998	40%	40%	10%	5%	5%	46%	23%	31%	0%	0%
1999	50%	25%	25%	0%	0%	40%	26%	20%	14%	0%
2000	17%	83%	0%	0%	0%	46%	29%	11%	7%	7%
2001	43%	57%	0%	0%	0%	41%	27%	24%	2%	5%
2002	86%	14%	0%	0%	0%	49%	27%	16%	5%	3%
2003	80%	0%	20%	0%	0%	62%	10%	14%	10%	3%

	EAC					TAC				
	NGR	IR	IV	SC	NA	NGR	IR	IV	SC	NA
1993	67%	14%	17%	1%	1%	35%	44%	17%	2%	2%
1994	70%	12%	16%	2%	0%	37%	39%	23%	0%	1%
1995	75%	12%	11%	2%	1%	39%	39%	19%	3%	1%
1996	80%	11%	7%	1%	2%	38%	38%	9%	10%	5%